



# Tra previsioni e realtà

## L'impatto dell'innovazione su economia e lavoro

Valter Fraccaro  
Presidente Fondazione SAIHUB

---

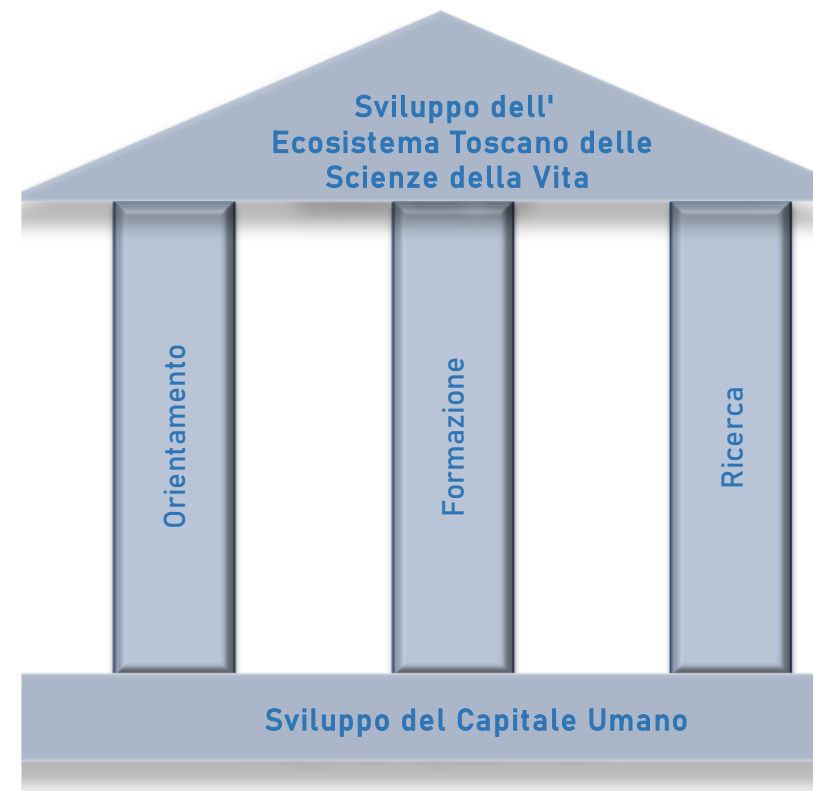
31 maggio 2024





# Fondazione SAIHUB

## Intelligenza Artificiale per le Scienze della Vita







## Uomo e lavoro

**Umano**

**Superumano**

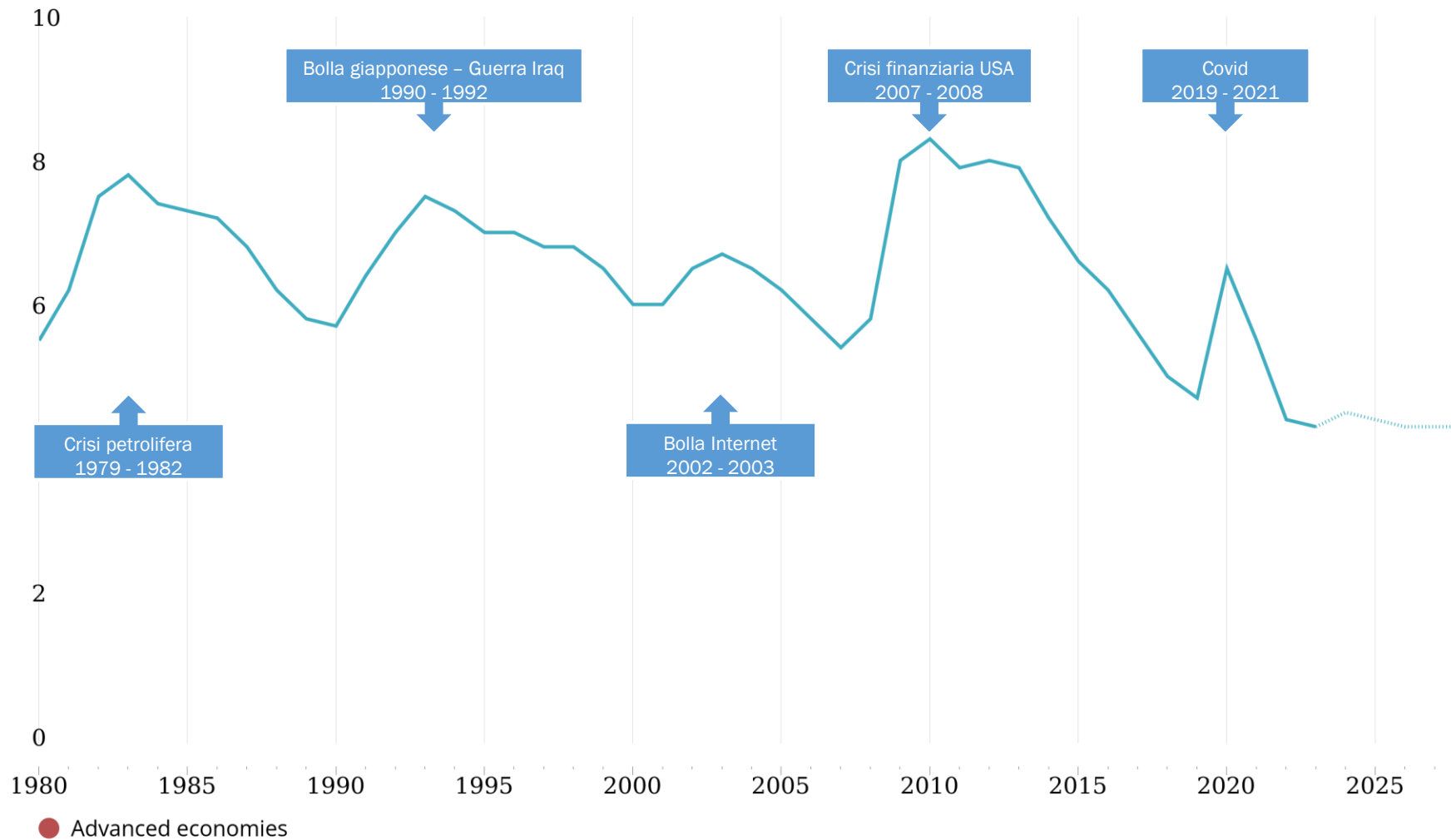
**Disumano**



# L'innovazione: meno lavoro umano, più posti di lavoro

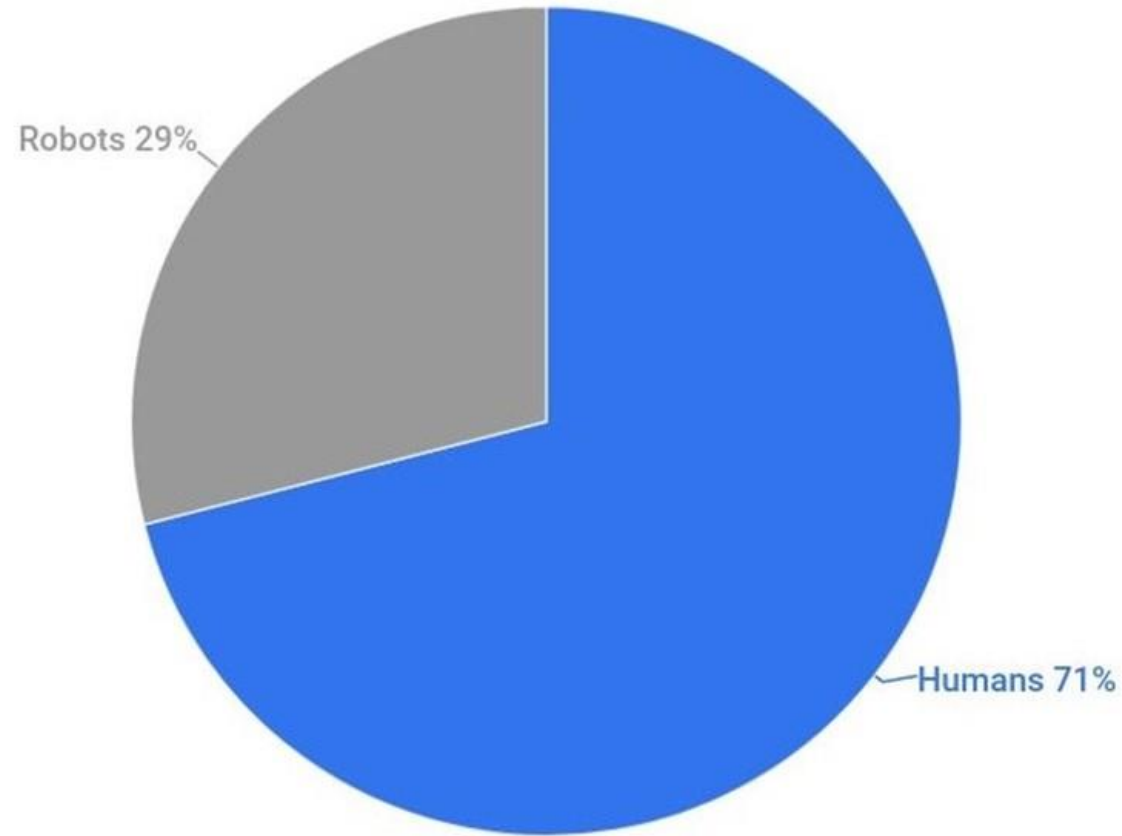
IMF Data Mapper ®

Unemployment rate (Percent)



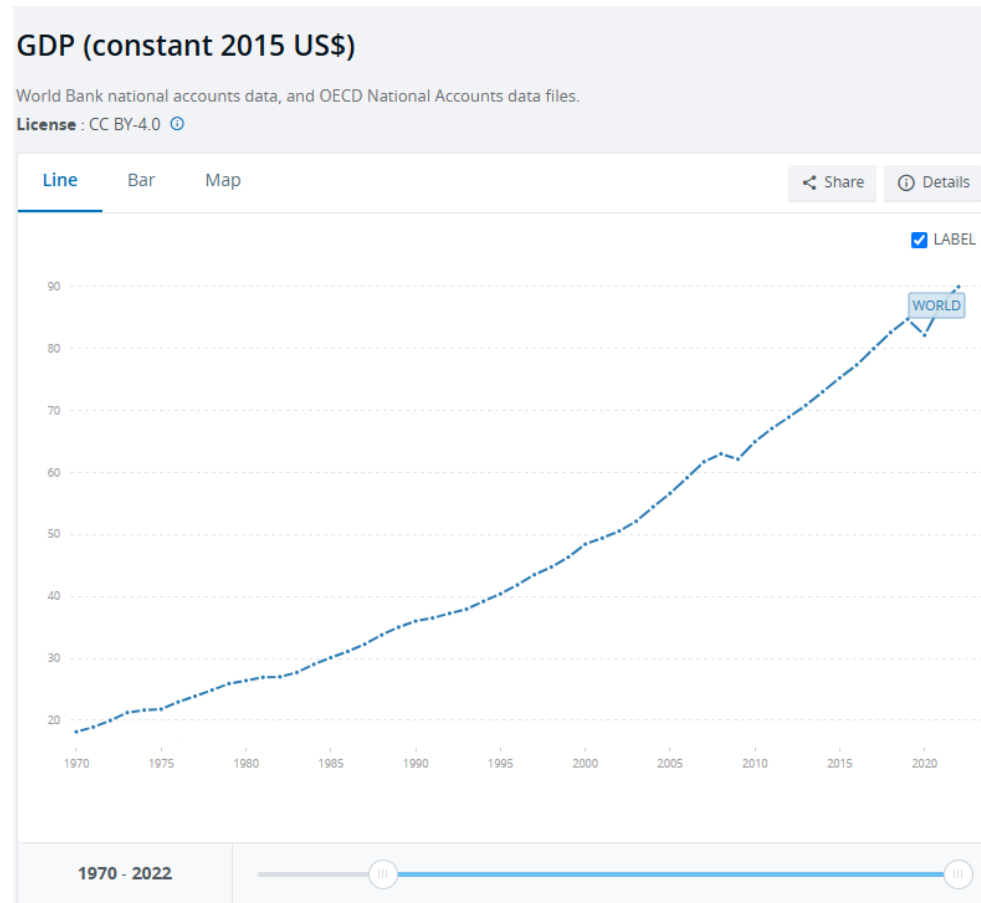


# L'innovazione: meno lavoro umano, più posti di lavoro



IL LAVORO NON E' UNA TORTA

# L'innovazione: meno lavoro umano, più produzione



**PIL  
MONDIALE:  
8X**

**1970 - 2020**



# Più innovazione, più tempo



**TURISMO**

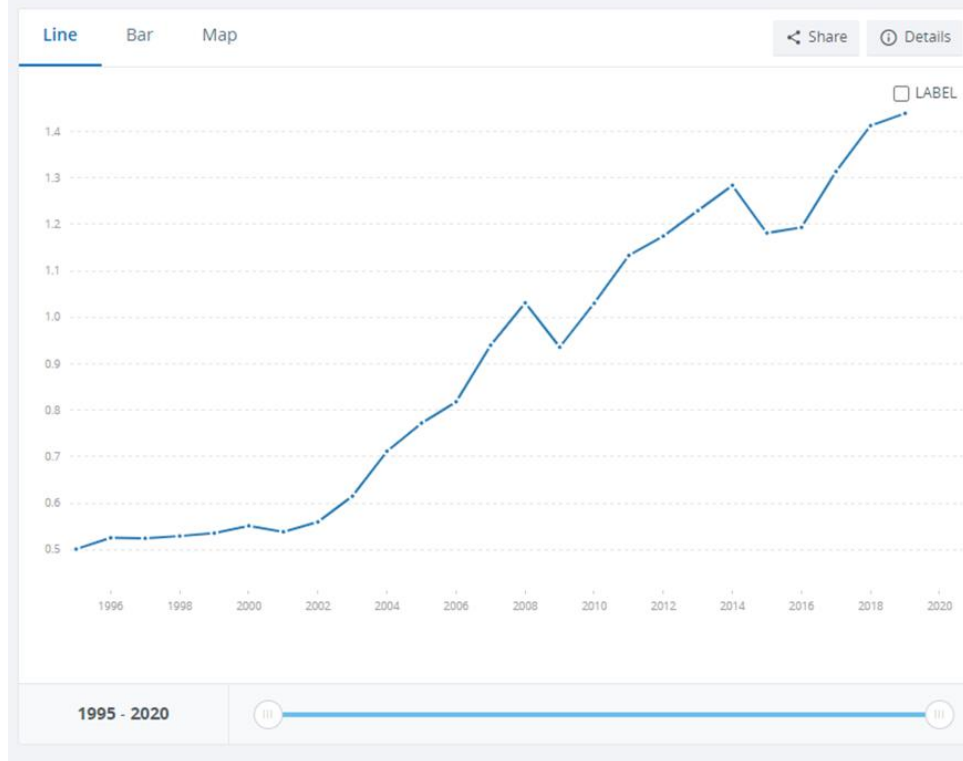


# Più tempo, più turismo

## International tourism, expenditures (current US\$)

World Tourism Organization, Yearbook of Tourism Statistics, Compendium of Tourism Statistics and data files.

License : CC BY-4.0



# TURISMO: 3X

1995 - 2020



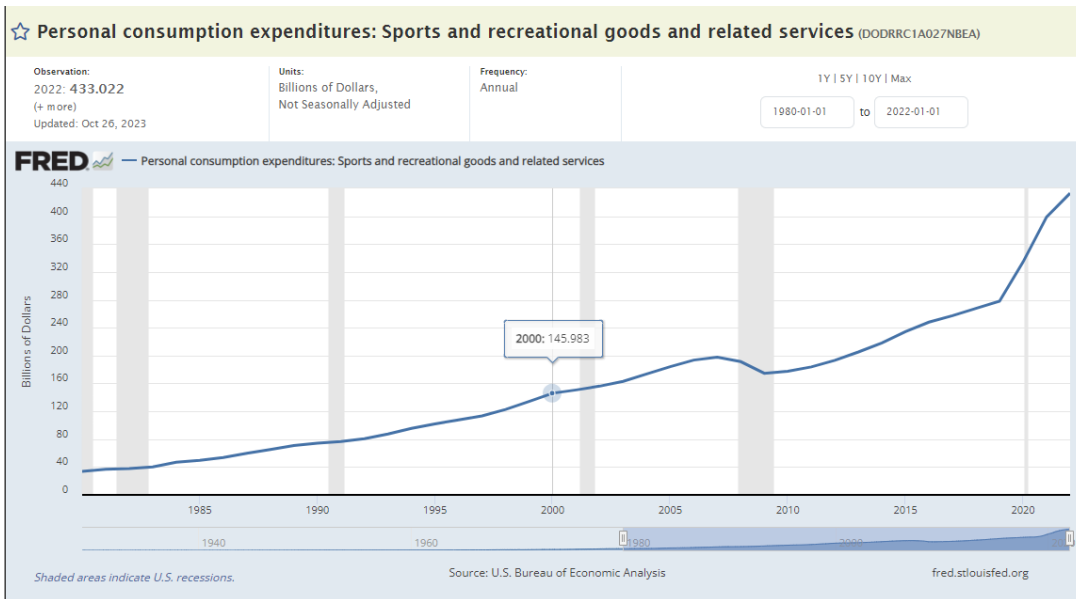
# Più innovazione, più tempo



SPORT

Più tempo, più sport

SPESA PER  
SPORT  
USA:  
12X



1980 - 2022



# Più innovazione, più tempo



CULTURA

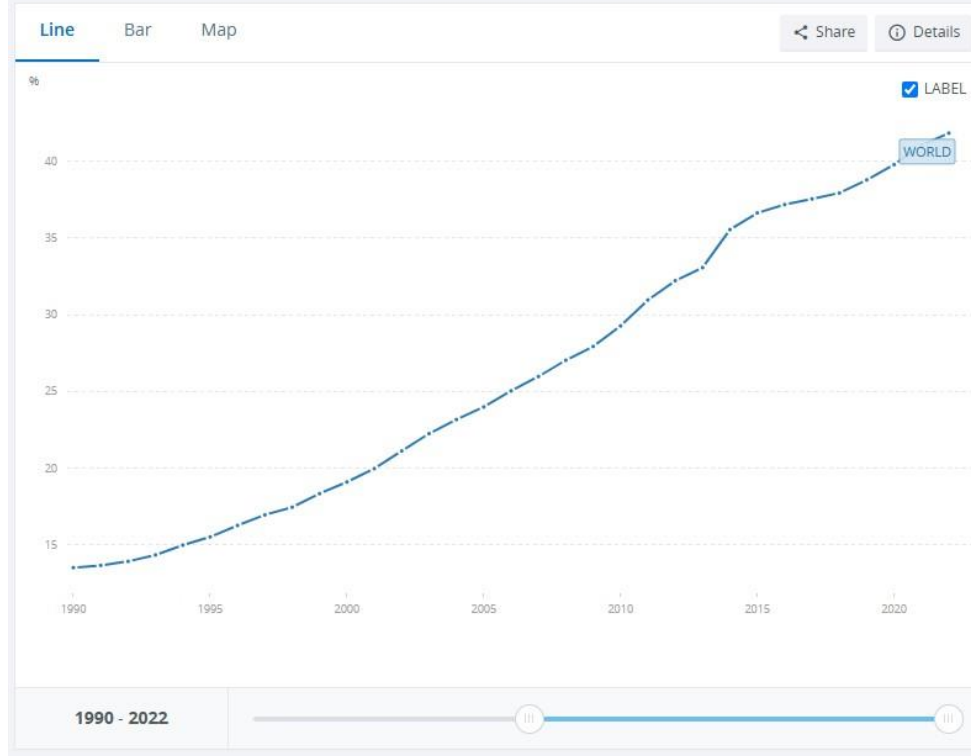
# Più tempo, più cultura

## School enrollment, tertiary (% gross)

UNESCO Institute for Statistics (UIS). UIS.Stat Bulk Data Download Service. Accessed September 19, 2023.

[apiportal.uis.unesco.org/bdds](https://apiportal.uis.unesco.org/bdds)

License : CC BY-4.0



**% MONDIALE  
UNDER 25  
ISCRITTI  
ALL'UNIVERSITÀ:  
3X**

**1990 - 2022**



# Più innovazione, più tempo



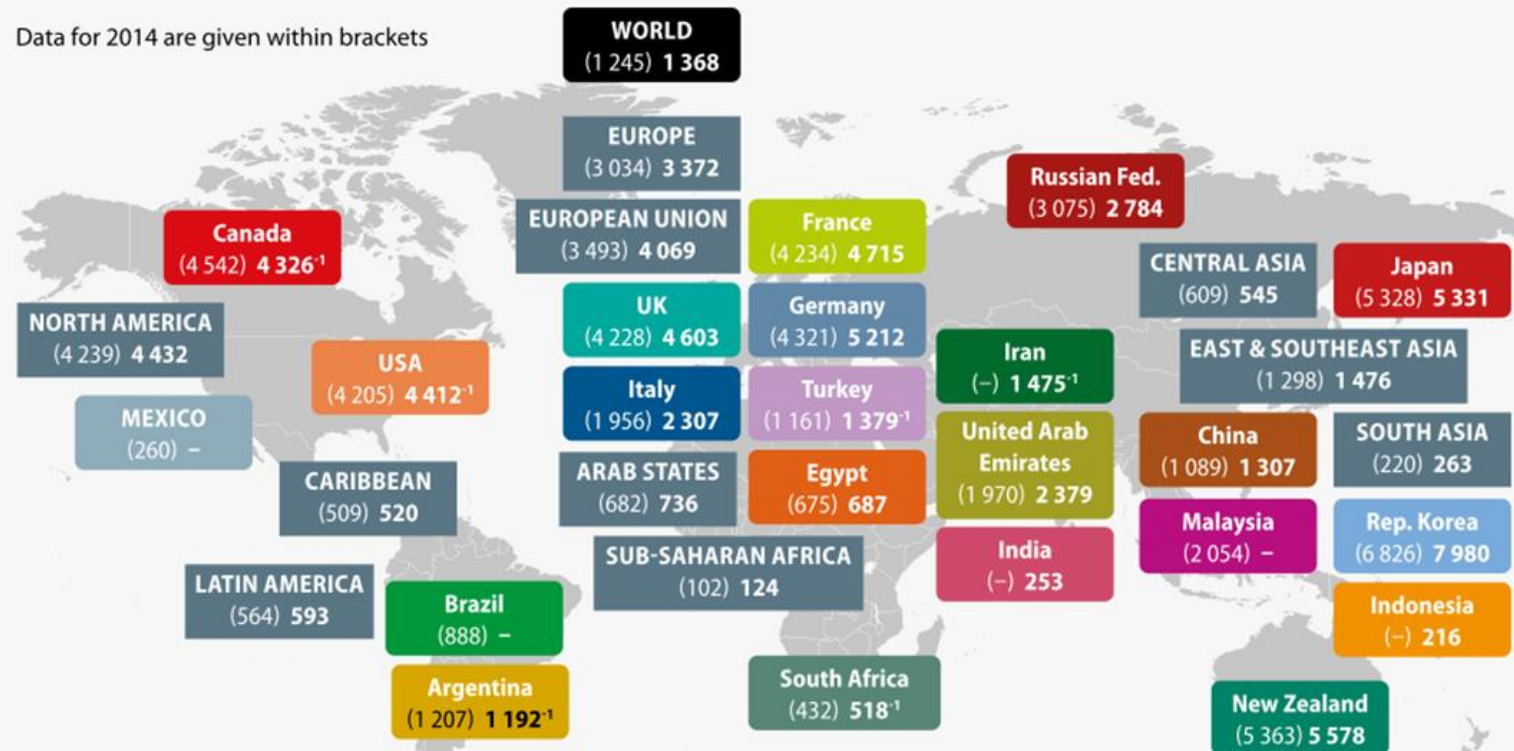
SCIENZA

# Più tempo, più scienza



Figure 1.3: **Researchers (FTE) per million inhabitants, by region and selected country, 2014 and 2018**

Data for 2014 are given within brackets



**13.7%**

Growth in the global number of researchers (FTE) between 2014 and 2018

**4.6%**

Growth in global population between 2014 and 2018

**1.6%**

Growth in expenditure per researcher between 2014 and 2018

Source: global and regional estimates based on country-level data from the UNESCO Institute for Statistics, August 2020, without extrapolation

# Fonti

ARGOMENTO	AREA	LINK	ORIGINE DATI
Accesso agli studi universitari	Mondo	<a href="https://data.worldbank.org/indicator/SE.TER.ENRR?end=2022&amp;start=1980&amp;view=chart">https://data.worldbank.org/indicator/SE.TER.ENRR?end=2022&amp;start=1980&amp;view=chart</a>	UNESCO
Aspettativa di vita	Mondo e singoli paesi	<a href="https://ourworldindata.org/grapher/life-expectancy?time=1980..latest">https://ourworldindata.org/grapher/life-expectancy?time=1980..latest</a>	Varie
Disoccupazione	Mondo e singoli paesi	<a href="https://www.imf.org/external/datamapper/LUR@WEO/OEMDC/ADVEC/WEOWORLD">https://www.imf.org/external/datamapper/LUR@WEO/OEMDC/ADVEC/WEOWORLD</a>	International Monetary Fund
Emissioni CO2	Mondo	<a href="https://ourworldindata.org/co2-emissions">https://ourworldindata.org/co2-emissions</a>	Global Carbon Budget
Emissioni CO2	UE	<a href="https://www.eea.europa.eu/data-and-maps/figures/greenhouse-gas-emission-targets-trends-1">https://www.eea.europa.eu/data-and-maps/figures/greenhouse-gas-emission-targets-trends-1</a>	European Environment Agency
Energia da fonti rinnovabili	UE	<a href="https://www.eea.europa.eu/en/analysis/indicators/share-of-energy-consumption-from">https://www.eea.europa.eu/en/analysis/indicators/share-of-energy-consumption-from</a>	European Environment Agency
Fame nel mondo	Mondo e singoli paesi	<a href="https://www.oxfam.org/en/5-shocking-facts-about-extreme-global-inequality-and-how-even-it">https://www.oxfam.org/en/5-shocking-facts-about-extreme-global-inequality-and-how-even-it</a>	OXFAM
Fatturato attrezzature sportive	Mondo	<a href="https://statinvestor.com/data/27914/total-revenue-of-the-global-sports-apparel-market/">https://statinvestor.com/data/27914/total-revenue-of-the-global-sports-apparel-market/</a>	StatInvestor
Indice personale scientifico	Mondo	<a href="https://unesdoc.unesco.org/ark:/48223/pf0000377250">https://unesdoc.unesco.org/ark:/48223/pf0000377250</a>	UNESCO
Indice personale scientifico	UK	<a href="https://sdgdata.gov.uk/9-5-2/">https://sdgdata.gov.uk/9-5-2/</a>	UK Office for National Statistics
Indice personale scientifico per milione	Mondo e singoli paesi	<a href="https://ourworldindata.org/grapher/researchers-in-rd-per-million-people?tab=chart&amp;country=~OWID_WRL">https://ourworldindata.org/grapher/researchers-in-rd-per-million-people?tab=chart&amp;country=~OWID_WRL</a>	UNESCO
Lavoro Femminile	Mondo e singoli paesi	<a href="https://data.worldbank.org/indicator/SL.TLF.CACT.FM.ZS">https://data.worldbank.org/indicator/SL.TLF.CACT.FM.ZS</a>	International Labour Organization
Mortalità alla nascita	Mondo e singoli paesi	<a href="https://data.worldbank.org/indicator/SP.DYN.CBRT.IN">https://data.worldbank.org/indicator/SP.DYN.CBRT.IN</a>	Varie
Mortalità infantile	Mondo e singoli paesi	<a href="https://data.worldbank.org/indicator/SP.DYN.IMRT.IN">https://data.worldbank.org/indicator/SP.DYN.IMRT.IN</a>	Varie
PIL / GDP	Mondo e singoli paesi	<a href="https://data.worldbank.org/indicator/ny.gdp.mkt.cd">https://data.worldbank.org/indicator/ny.gdp.mkt.cd</a>	World Bank / OECD
Popolazione	Mondo	<a href="https://data.unicef.org/resources/data_explorer/unicef_f/?ag=UNICEF&amp;df=GLOBAL_DATAFLOW&amp;ver=1.0&amp;dq=WORLD.DM_POP_TOT">https://data.unicef.org/resources/data_explorer/unicef_f/?ag=UNICEF&amp;df=GLOBAL_DATAFLOW&amp;ver=1.0&amp;dq=WORLD.DM_POP_TOT</a>	UNICEF
Povertà (3,65 \$ a day)	Mondo e singoli paesi	<a href="https://data.worldbank.org/indicator/SI.POV.LMIC.GP?end=2023&amp;start=1970">https://data.worldbank.org/indicator/SI.POV.LMIC.GP?end=2023&amp;start=1970</a>	World Bank
Spesa per Ricerca e Sviluppo	USA / Cina / EU	<a href="https://ourworldindata.org/grapher/research-spending-gdp?tab=chart&amp;time=earliest..2020&amp;country=USA-OWID_EU27~CHN">https://ourworldindata.org/grapher/research-spending-gdp?tab=chart&amp;time=earliest..2020&amp;country=USA-OWID_EU27~CHN</a>	UNESCO
Spesa per Ricerca e Sviluppo	Mondo e singoli paesi	<a href="https://data.worldbank.org/indicator/GB.XPD.RSDV.GD.ZS">https://data.worldbank.org/indicator/GB.XPD.RSDV.GD.ZS</a>	UNESCO
Spesa per Ricerca e Sviluppo	Mondo e singoli paesi	<a href="https://w3.unece.org/SDG/en/Indicator?id=123">https://w3.unece.org/SDG/en/Indicator?id=123</a>	Dashboard for SDGs - UNEGE
Spesa per Turismo	Mondo	<a href="https://data.worldbank.org/indicator/ST.INT.XPND.CD">https://data.worldbank.org/indicator/ST.INT.XPND.CD</a>	The World Tourism Organization
Spesa USA per attività sportive	USA	<a href="https://fred.stlouisfed.org/series/DODRRC1A027NBEA#0">https://fred.stlouisfed.org/series/DODRRC1A027NBEA#0</a>	U. S. Bureau of Economic Analysis
Spesa per Sport	Mondo	<a href="https://www.pwc.co.uk/hospitality-leisure/documents/sports-survey-2023.pdf">https://www.pwc.co.uk/hospitality-leisure/documents/sports-survey-2023.pdf</a>	PWC



# Grazie della vostra attenzione

Valter Fraccaro  
Presidente Fondazione SAIHUB

---

31 maggio 2024

